



Data Sheet

11N 300Mbps Outdoor LTE CPE

Updated on 24th, Aug, 2019

Directory

1. Description	3
2. Main Features	4
3. Hardware specifications	5
4. Firmware features	6
5. 4G features	7
6. Application scenarios	8
7. Packing list	10
8. Contact information	11



High Speed Outdoor LTE CPE

XM206 is wide-use outdoor 4G CPE supports with 50~100 meters wireless range; Comply with IEEE 802.11b/g/n MIMO standard, the Wi-Fi data rate up to 300Mbps, more than 20 end users can access into it; With SIM card slot, it support FDD-LTE/TDD-LTE for worldwide use with 150Mbps downlink speed.

02 Main Features Features:

WiFi: 11n, 2.4G, 300Mbps high speed, allow 20+ end users faster access

Support 4G/3G/GSM mobile networking, multiple band for different ISP in the world;

WAN/Mobile/Repeater networking available, meet with different application environment;

Support 18V passive POE, IP65 water-proof level, easy to install it in outdoor environment with a simple LAN cable.

Support IPv6, TR069, Mac/IP address filter, Port forwarding, DMZ and VPN, all powerful functions in one.

Support web remote management functions, easy to manage the 4G router at management central

03 Hardware specifications

Hardware specifications

Model	XM206
CPU	MT7628NN
Flash	8MB
Memory	512MB DDR2
Ethernet	1*10/100Mbps WAN/LAN
Button	Reset button
SIM/USIM	1* SIM card
LED Indicator	
Antenna	2 internal WIFI antenna; 1 internal LTE antenna;
ESD	
Power Consumption	<12W
PoE Power Supply	18V/1A
Protection level	IP65 level
Dimensions	190mm*110mm*45mm
Weight	200g

04 Firmware Features

WIFI Standard	
WiFi Standard	IEEE 802.11b/g/n, 2X2 MIMO
Frequency	2.4G: 2400 - 2484MHz
Data Rate	300Mbps @ 2.4GHz
RF Power	≤ 20dBm
Access Users	20+ Clients
IP Protocol	IPv4/IPv6
Operation mode	4G/WAN/Wi-Fi Repeater
Security	OPEN & WPA-PSK & WPA2-PSK
Wireless Functions	Support client isolation
	Support SSID hidden
	Support Mac/IP address filter
	Support Port forwarding, DMZ, static router and QoS
VPN	Support PPTP/L2TP
Management	GUI web management, TR069 & FOTA(customized)
	Support firmware back-up, restore, reset, upgrade
Language	English/Gemany/French
Login Info	IP address: 192.168.1.1
	4G-WiFi-XXXX (the last 4 digits of the MAC address)
	SSID: 12345678

4G Spec

Maximum Data Throughput	<p>LTE CAT 4 FDD/TDD: up to 150Mbps DL; up to 50Mbps UL WCDMA: HSDPA up to 42.2Mbps DL; HSUPA up to 11.5Mbps UL EVDO: 3.1Mbps DL</p>
Technical Standard	<p>Compatible with FDD-LTE, TDD-LTE, WCDMA, EVDO Default 802.11b/g/n</p>
Frequency	<p>FDD operating frequency: B1,B3,B5,B7,B8,B20; TDD operating frequency: B38,B39,B40,B41; WCDMA:B1,B5 ,B8; EVDO: BC0;</p>

Working Environment

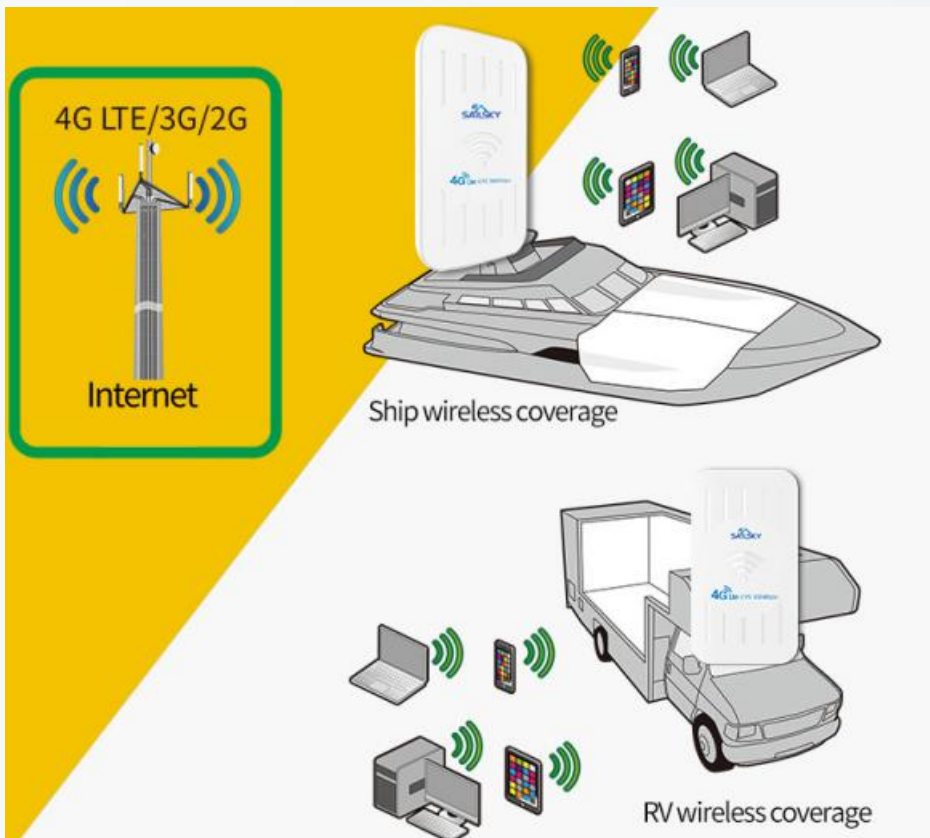
Operating Temperature	Normal:0°C ~ 35°C;
Storage Temperature	-20° C ~ 70° C
Humidity	5%~ 95%

06 Application scenarios

1. Village Home Applications: Provide 4G/WiFi networking for house



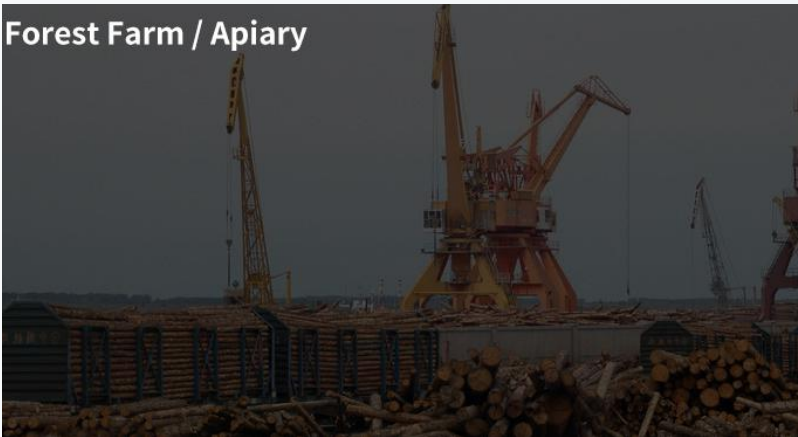
2. Outdoor Application: Boat, Vehicle, RV etc



3. Monitoring, Traffic lights Applications

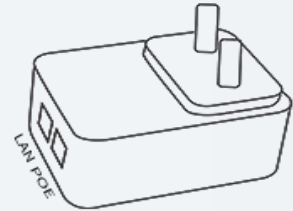


4. Faraway office applications

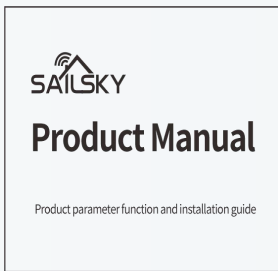




XM206 × 1



**PoE Power adapter × 1
(18V1A)**



User Manual × 1



Ribbon × 2



**Cat 6 LAN
Cable × 1
(1 meter)**

Welcome to visit us for more info or quotation:

SHENZHEN SHUOTIAN INFORMATION TECHNOLOGY CO.,LTD
5/F,Shenzhou Building,Bantian Street, Longgang District,
Shenzhen,Guangdong Province,
ChinaWeb: www.sailskywifi.com